









Sail the Seven Seas Homework

Over this half term our topic is called Sail the Seas and to support our learning in the classroom you will need to complete 3 pieces of homework from the homework grid. You need to choose one from each column. Do it! Make it! Write it! The three pieces of homework needs to be completed by the end of the half-term but if you do it early we can show off our amazing work on the display!



Do it!	Make it!	Write it!																																																	
<p style="text-align: center;">Use the blank map of the world And label the seas, the oceans and continents</p>	<div style="text-align: center;">  </div> <p style="text-align: center;">Using a paper plate, create a world and label the continents and oceans</p>	<p>Coastlines have many physical (natural) and human (manmade) features. Write sentences to describe physical and human features, with examples.</p>																																																	
<p style="text-align: center;">Go to the seaside and enjoy a walk along the coastline or beach. Look at the sea and watch the waves.</p>	<p style="text-align: center;">Create a physical or human feature that you may find along a coastline eg. A fairground, lighthouse, beach</p>	<p>Write a list of how to stay safe at the coast. E.g. taking notice of warning signs, and children being with an adult when near water. Use your list and what you have learned to design a poster to help people stay safe when visiting the coast.</p>																																																	
<div style="text-align: center;"> <p>MY WEATHER CHART</p> <table border="1" style="width: 100%; border-collapse: collapse; text-align: center;"> <tr><td>Monday</td><td></td><td></td><td></td><td></td><td></td><td></td></tr> <tr><td>Tuesday</td><td></td><td></td><td></td><td></td><td></td><td></td></tr> <tr><td>Wednesday</td><td></td><td></td><td></td><td></td><td></td><td></td></tr> <tr><td>Thursday</td><td></td><td></td><td></td><td></td><td></td><td></td></tr> <tr><td>Friday</td><td></td><td></td><td></td><td></td><td></td><td></td></tr> <tr><td>Saturday</td><td></td><td></td><td></td><td></td><td></td><td></td></tr> <tr><td>Sunday</td><td></td><td></td><td></td><td></td><td></td><td></td></tr> </table> <div style="display: flex; justify-content: center; gap: 10px; margin-top: 5px;"> <div style="text-align: center;"> Sunny</div> <div style="text-align: center;"> Cloudy</div> <div style="text-align: center;"> Rainy</div> <div style="text-align: center;"> Stormy</div> <div style="text-align: center;"> Windy</div> <div style="text-align: center;"> Foggy</div> </div> <p style="text-align: center;">Record the weather over a week and make a weather report</p> </div>	Monday							Tuesday							Wednesday							Thursday							Friday							Saturday							Sunday							<p style="text-align: center;">Weather can affect the oceans. Create a weather picture</p> <div style="text-align: center;">  </div>	<p>Find out about the RNLI and the types of boats that they use, where their stations are located, what happens at the stations, and what their volunteers do. Draw pictures with captions to record your findings.</p>
Monday																																																			
Tuesday																																																			
Wednesday																																																			
Thursday																																																			
Friday																																																			
Saturday																																																			
Sunday																																																			