


Subject specific vocabulary

abstract	Art where the subject doesn't necessarily look like it does in real life.
botanical art	To depict whole plants or parts of plants that is visually pleasing and scientifically accurate.
composition	Putting different elements together in a pleasing way.
geometric	A regular shape with angles and straight lines.
organic	Irregular natural shapes.
scale	The size of what is being drawn.
shading	Drawn marks to show areas of light and dark.
texture	A surface quality that is not flat.
tone	The light and dark something is.

The Four Rules of Shading

1. Shade in ONE direction.
2. Don't leave any gaps.
3. Work neatly to the edges.
4. Create smooth even tones.




Drawing Knowledge Organiser

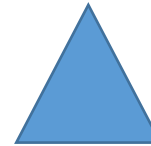
Everything in our world is made from simple shapes. Identifying shapes within objects will help you to draw more accurately.



Squares and rectangles.



Circles and ovals.



Triangles.

Straight lines.



Wavy lines.



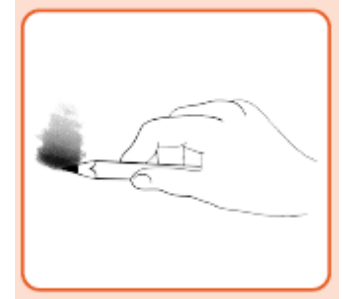
Topic links

Y1 - Art - drawing
Y5 - Art - drawing
Y6 - Art - drawing

Holding a pencil to shade

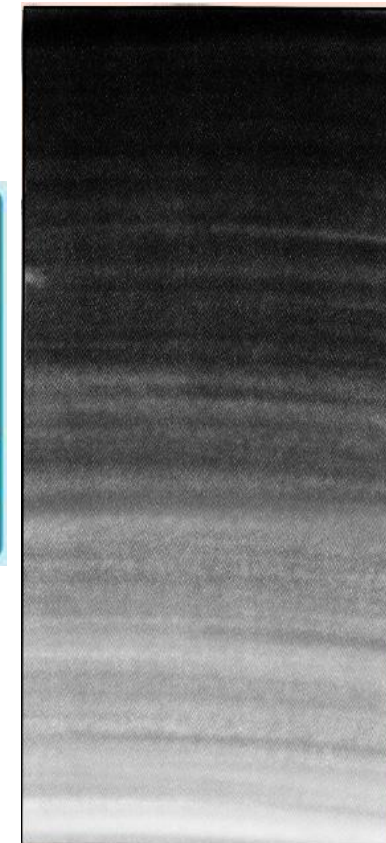


Detail grip
(Writing grip)



Shading grip

Creating tone



Dark tones show where there is less light on an object. Pressing firmly with your pencil when you shade will create darker tones.

Light tones show where there is more light on the subject and less pressure is needed when you shade.